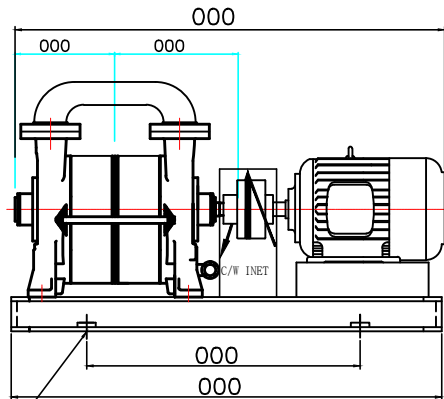
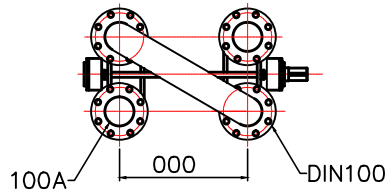


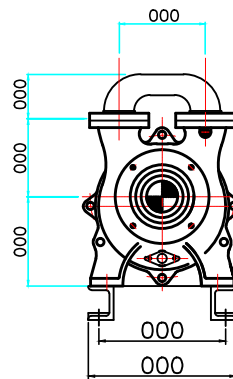
SPECIFICATIONS

Design	19200 Lit./min(50Hz)
Displacement	24000 Lit./min(60Hz)
Speed	980 r.p.m. (50Hz)
	1150 r.p.m. (60Hz)
Normal usage vacuum pressure	Under Torr
Attainable vacuum pressure	Max 17torr
Suction port diameter	DIN 100A (2) (Option:B.S.P.T)
Motor	Horizontal Motor Standard 3-Phase 220/380V 60Hz 55kW 6P
Water Capacity	15°C 기준 120L/MIN
Weight	620 Kg
Painting	Color- VL951 (Company's standard)
Allowable ambient temp.	-10 - 40C

-1 Excluding motor and some other parts.

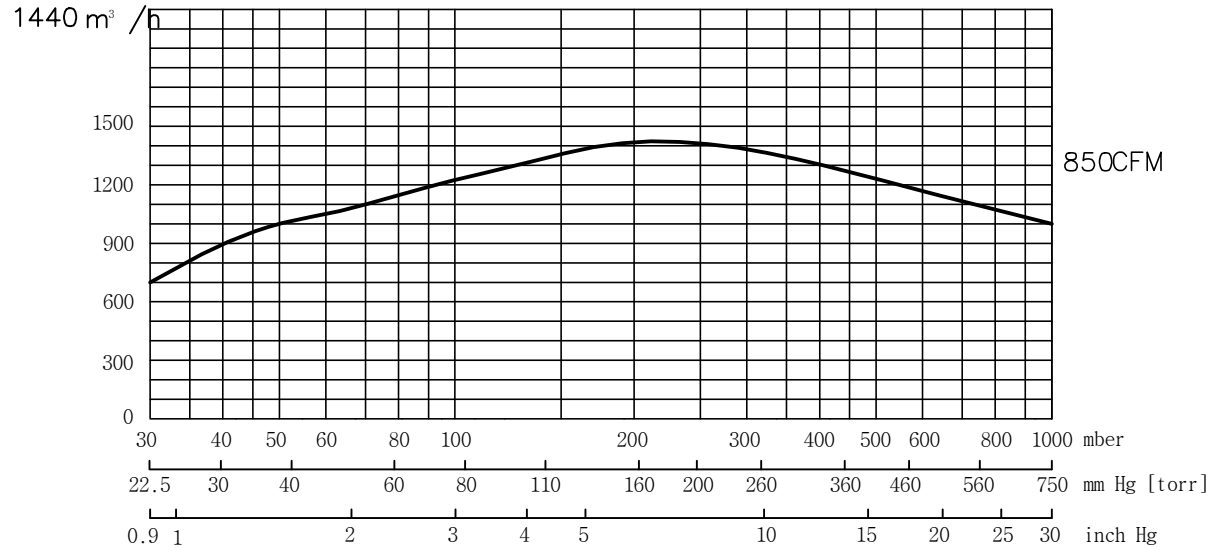


4-ø18 D.H.



Curve referred to dry air at 20° C (68° F) SUCTION CAPACITY

냉각수 온도 15 C 기준



ACCESSORIES(Option)

- Vacuum Manual Valve
- Vacuum gauge
- Vacuum Check Valve
- Separator Tank



CONSUMABLE LIST

(Vacuum.ENG GENUINE PARTS)

Designation	Specification	Quantity/set
M/C Seal	ø 75	2
Bearing	5314,NU314 (Special Heat - resisting grease)	2
V-PULLY	ø	1
Shaft Key	ø 60 80 X 9	1

- 품질 개선을 위해서 예고없이 변경 될수 있음.
- Not binding dimension that can change according to motor make

DWG DATE	SCALE		TITLE
2006.04.15	N/S		WATER RING V/P
DWGBY	DESBNY	CHDBY	CLIENT
			LOCATION
			DWG NO
			JHRP2-240